



SIDESTIX

Retailer Order Form



david@customcrutches.co.uk
www.customcrutches.co.uk

Please print clearly. Please complete all **required** fields. Prices do not include shipping.

Retailer information

Required

1

Your company name _____ Your PO number _____
Your name _____ Your email _____

Shipping address

Required

2

Name _____ Phone number _____
Address _____ City _____
Province/State _____ Postal Code/ZIP _____ Country _____

Forearm crutch model

Both options include:

- cuffs
- Tornado tips
- cuff pads
- toolkit
- carbon fiber
- carrying bag
- lower tubes
- hand grips

3

Boundless (p/n: 01010)

This model has a shock absorber.

(check one)

- ☐ £715 + VAT (pair) ☐ £450 + VAT (single)

Discovery (p/n: 01020)

This model is lighter. It doesn't have a shock absorber.

(check one)

- ☐ £550 + VAT (pair) ☐ £350 + VAT (single)

For a single crutch, please choose which side you will use it on. (check one) ☐ Left ☐ Right

Rugged Upgrade

Upgrades for the Boundless or Discovery for extreme environments.

4

Aluminum cuff attachment post, thicker extra strength carbon fiber lower tubes, and a durable matte black coating on the forearm assembly. Increases weight by approx. 110 grams (3.9 oz) per side.

☐ Rugged Upgrade (p/n: 01099) + £72

Forearm crutch options

Required if you are ordering SideStix forearm crutches.

5

Select the type of cuff. (check one)



☐ Side



☐ Front



☐ Open

Select the type of hand grip. (check one)

☐ SideStix FinGrips

☐ Biokork Bicycle Grips +£12

Client information

Required if you are ordering SideStix forearm crutches.

6

Height _____ Weight _____

Age _____

Gait (check one)

☐ Swing-through ☐ Other

Measurements

Required if you are ordering SideStix forearm crutches.

Photos Required

Please take a photo with a tape measure in the photo for each measurement and submit them with the order.

7

Measure from the point of the elbow (olecranon), to the knuckles on the fist (MCP joints).

Measurement 01 _____

Stand as tall and upright as possible. Measure from the knuckle on the fist (MCP joint), down to the floor with arms hanging loosely at sides.

Measurement 02 _____

Measure around the thickest part of the forearm.

Measurement 03 _____

Spread fingers and thumb as wide as possible, then measure from the tip of the little finger to the tip of the thumb.

Measurement 04 _____

Existing Forearm Crutch

Include these if you like the fit of the current forearm crutches.

Please refer to **diagrams on last page.**

8

Measure along the back of the crutch, from the floor to the top of the hand grip.

Measurement 05 _____

Place arm in existing crutches with hand on grip. Measure from the top of the arm cuff on the existing crutches to the point of the elbow (olecranon).

Measurement 06 _____

Please print clearly. Prices do not include shipping.

Accessories

Select additional accessories.

These are extra items

IN ADDITION to the items that are included with the SideStix crutches, listed in sections 3.

9

SideStix Clip (p/n: 01090)

A plastic clip that holds SideStix together.

☐ £4

Colour Wraps (p/n: 01094)

Removeable vinyl wraps for the lower tubes.

☐ £12 pair ☐ £7 single

- light gray carbon fiber
- black carbon fiber
- metallic blue carbon fiber
- chameleon carbon fiber
- yellow carbon fiber
- red carbon fiber
- pink carbon fiber
- digital camouflage

Colour _____

Extra Strength Carbon Fiber Lower Tubes (p/n: 04208)

Extra lower tubes. Thicker more durable lower tubes that are **58% heavier**. Includes c-clamps.

☐ £110 pair ☐ £66 single

Length _____

Carbon Fiber Lower Tubes (p/n: 04008)

Extra lower tubes. The standard lower tubes are the lightest option. Includes c-clamps.

☐ £80 pair ☐ £50 single

Length _____

Ergon Biokork GP1

Extra Biokork grips. An ergonomic bicycle grip that we have modified to fit on SideStix crutches.

☐ £45 pair ☐ £27 single

Select the size of hand grip. (**check one**)

☐ Small (p/n: 02017) ☐ Large (p/n: 02016)

SideStix FinGrip

Extra FinGrips. The hand grips designed for SideStix crutches. The fin flexes to provide support and shock absorption at the base of the palm.

☐ £35 pair ☐ £20 single

Select the size of hand grip. (**check one**)

☐ Small (p/n: 02034) ☐ Large (p/n: 02036)

Grip Caps (p/n: 01100)

Plastic caps with steel studs. These fit on the Tornado Tips.

☐ £31 pair ☐ £19 single

Leather Grip Covers

Full grain leather covers with Procell foam lining that fit on over the grips. They add about 1/8" of thickness all the way around the grips. The leather covers extend the lifespan of the grips significantly.

☐ £72 pair ☐ £43 single

Select the type of cover. (**check one**)

☐ Biokork Small (p/n: 02023) ☐ Biokork Large (p/n: 02018)
☐ FinGrip Small (p/n: 02033) ☐ FinGrip Large (p/n: 02035)

Neoprene Grip Covers

Washable neoprene covers that fit on over the grips. They add about 1/8" of padding all the way around the grips.

☐ £31 pair ☐ £19 single

Select the type of cover. (**check one**)

☐ Biokork Small (p/n: 02023) ☐ Biokork Large (p/n: 02018)
☐ FinGrip Small (p/n: 02033) ☐ FinGrip Large (p/n: 02035)

Revolution Tips

Freely rotating tip assemblies that includes Tornado Tips, spare bushings, and a bushing removal tool.

☐ £88 pair ☐ £53 single

Select the adapter length. (**check one**)

☐ 2.5" (lighter) (p/n: 01112) ☐ 5" (p/n: 01110)

Sandshoe Assembly (p/n: 01051)

Includes 4" sandshoe decks, ice spindles, and a spike kit.

☐ £110 pair ☐ £66 single

Snowshoe Assembly (p/n: 01050)

Includes 8" snowshoe decks, ice spindles, and a spike kit.

☐ £143 pair ☐ £85 single

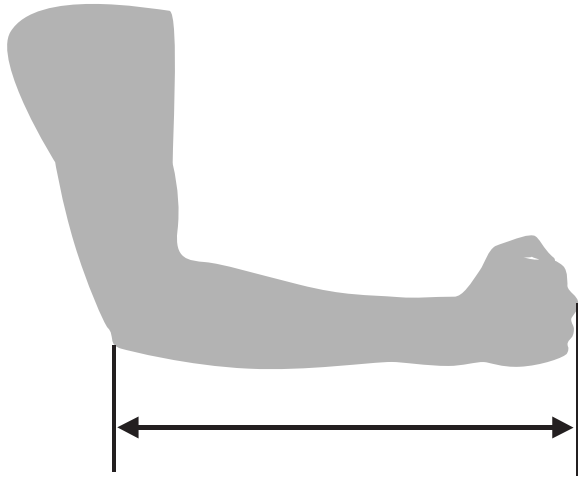
Tornado Tips (p/n: 05011)

Extra Fetterman Tornado GT Gel tips.

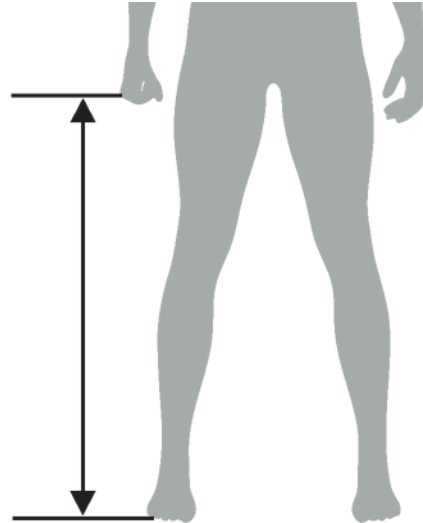
☐ £40 pair ☐ £22 single

Measurement 01 Photo With Tape Measure Required

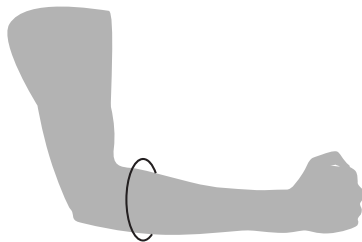
Measure from the point of the elbow (olecranon), to the knuckles on the fist (MCP joints).


Measurement 02 Photo With Tape Measure Required

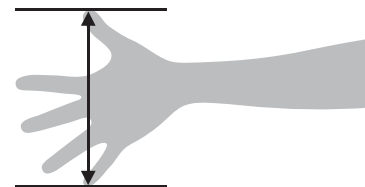
Stand as tall and upright as possible. Measure from the knuckle on the fist (MCP joint), down to the floor with arms hanging loosely at sides.


Measurement 03 Photo With Tape Measure Required

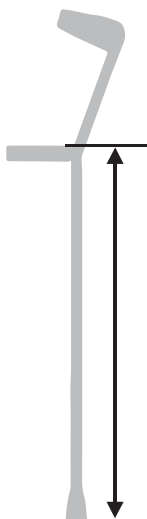
Measure around the thickest part of the forearm.


Measurement 04 Photo With Tape Measure Required

Spread fingers and thumb as wide as possible, then measure from the tip of the little finger to the tip of the thumb.


Measurement 05 Photo With Tape Measure Required

Measure along the back of the crutch, from the floor to the top of the hand grip.


Measurement 06 Photo With Tape Measure Required

Place arm in existing crutches with hand on grip. Measure from the top of the arm cuff on the existing crutches to the point of the elbow (olecranon).

